# FMC-376 a dual inhibitor of on/off states of KRAS$^{G12C}$ is broadly active in PDX models of resistance

Poster # 5948

Yan Wang, Richard M. Neve, Jocelyn Staunton, Kevin R. Webster

## Background

KRAS is the most frequently mutated oncogene in human cancer with activating mutations occurring in approximately 25% of NSCLC. Of these, KRAS$^{G12C}$ occurs in approximately 14% of adenocarcinomas and in 0.5 to 4% of squamous NSCLCs. This mutation impairs GTPase activity and GTP-hydrolysis leading to an increase in the active, GTP-bound (ON), state. While the first generation of KRAS$^{G12C}$ inhibitors has demonstrated clinical response, many cancers do not respond, and acquired resistance is common.

FMC-376 is a next-generation dual inhibitor of both ON+OFF states of KRAS$^{G12C}$. FMC-376 was discovered through the Frontier™ platform, which integrates chemoproteomics, machine-learning, and covalent fragment-based drug discovery.

Here we report the anti-tumor activities of FMC-376 in a broad panel of patient derived xenograft (PDX) models derived from NSCLC, CRC and PDAC cancer patients.

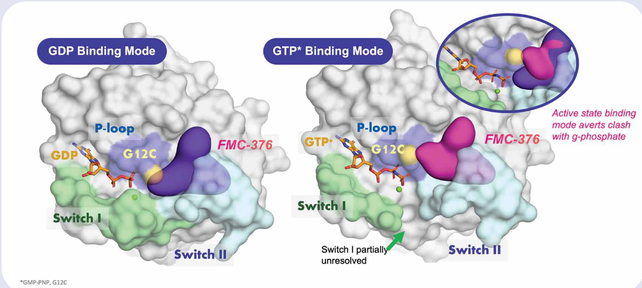


**Figure 1:** The Frontier™ Platform enabled FMC-376 to adopt two low energy confirmations and bind both ON and OFF states of KRAS$^{G12C}$

## Dual ON + OFF inhibition overcomes resistance

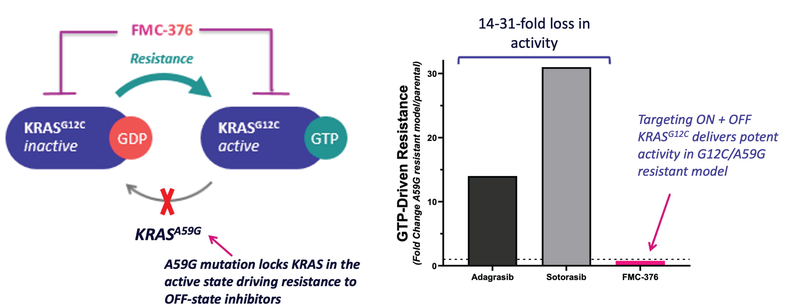


**Figure 2:** FMC-376 a dual ON+ OFF-state inhibitor, maintains potent activity against resistant cells with the A59G mutation. MCF10A cells stably overexpressing KRAS$^{G12C}$ or KRAS$^{G12C}$/A59G were treated with adagrasib, sotorasib, and FMC-376. Cell viability was determined in both the double mutant KRAS$^{G12C}$/A59G and KRAS$^{G12C}$ MCF10A cells and the ratio of IC50s is presented.

## FMC-376 demonstrates anti-tumor activity in PDX models derived from heavily-pretreated patients

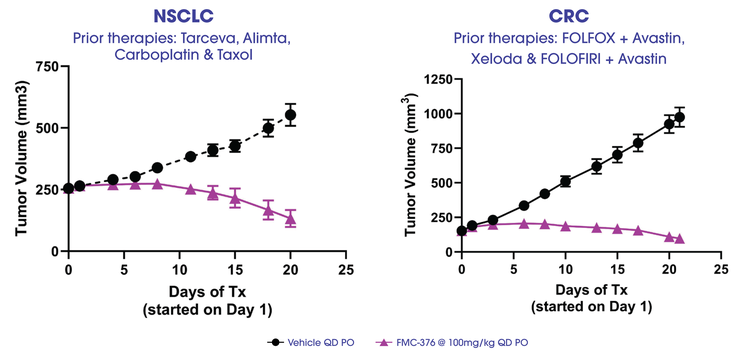


**Figure 3:** Robust anti-tumor activity of FMC-376. Tumor fragments derived from heavily-pretreated patients are inoculated into the flank of BALB/c nude or NOD/SCID mice. When the mean tumor size reached approximately 100-200 mm³, mice are randomized to receive either vehicle control or FMC-376 (100 mg/kg, QD) for 21 days.

## FMC-376 overcomes mechanisms of innate and acquired resistance in NSCLC

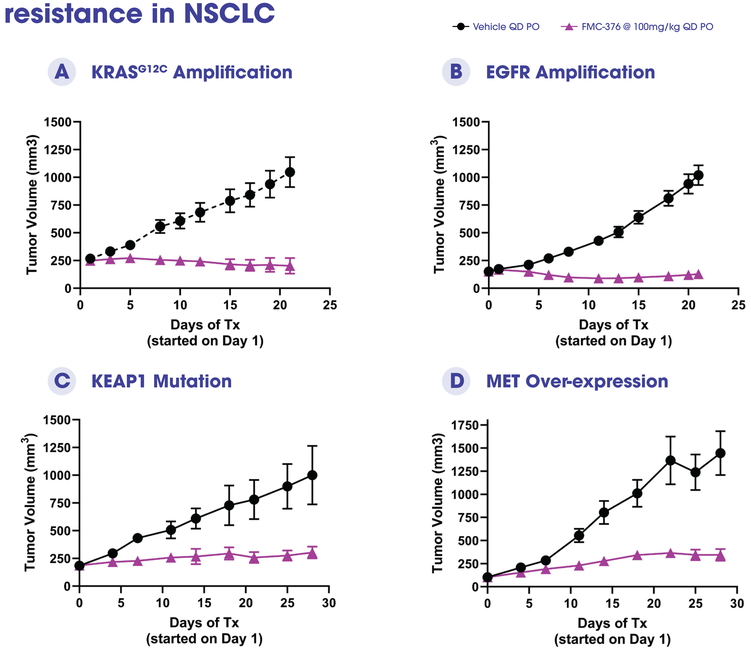


**Figure 4:** FMC-376 is highly efficacious in PDX models of NSCLC. All PDX models are derived from NSCLC patient tumors and carry a KRAS$^{G12C}$ mutation plus additional mutation known to drive innate and acquired clinical resistance to OFF state inhibitors. Panel A) KRAS$^{G12C}$ amplification; Panel B) EGFR amplification; Panel C) KEAP1 mutation; Panel D) MET overexpression

## FMC-376 demonstrates anti-tumor activity in KRAS$^{G12C}$ models derived from CRC and PDAC Patients

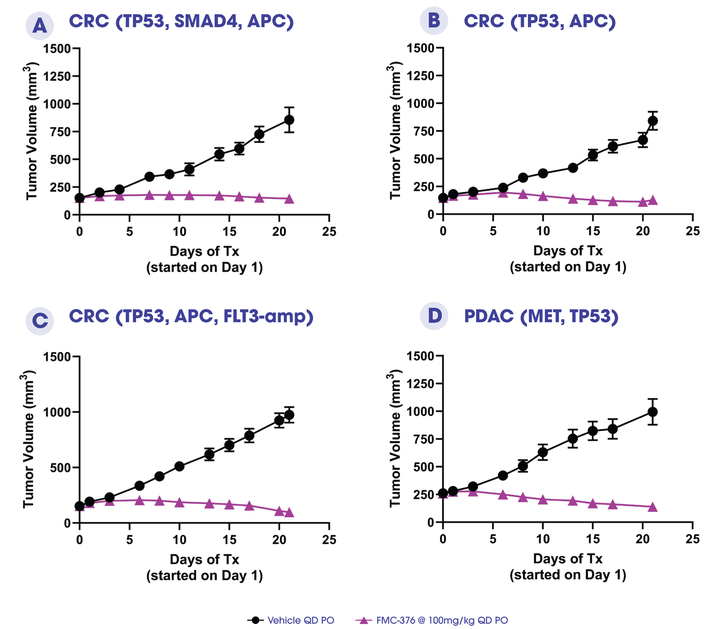


**Figure 5:** Robust anti-tumor activity of FMC-376 in PDX models of CRC and PDAC. All PDX models are derived from CRC and PDAC patient tumors and carry a KRAS$^{G12C}$ mutation. Panels A-C) CRC PDX models, Panel D) PDAC PDX model.

## Conclusions

- The Frontier™ Platform has enabled discovery of FMC-376, a first-in-class dual inhibitor of ON+OFF KRAS$^{G12C}$
- FMC-376 is highly active in models of G12Ci resistance where ON state KRAS$^{G12C}$ is upregulated
- FMC-376 is efficacious in KRAS$^{G12C}$ mutant containing PDX models derived from CRC, NSCLC and PDAC patients including tumors derived from heavily treated patients, with the potential to deliver best-in-class treatment outcomes
- The Phase 1/2 PROSPER clinical trial (NCT06244771) is currently recruiting to evaluate FMC-376 in participants with KRAS G12C cancers, regardless of prior KRAS$^{G12C}$ inhibitor therapy